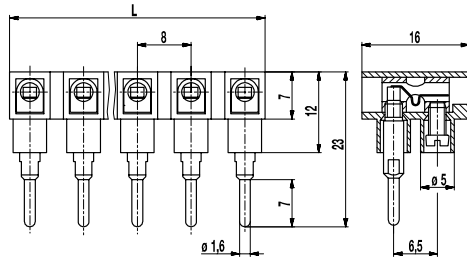



302-NSLP(-HDS)

Plug-in terminal strip

Screw connection & pin, wire entrance vertical to pin, low profile version



The plug-in terminal strip 302-NSLP, low version, is available in 8 mm pitch with 2 to 12 poles.

It has one screw connection per pole and one vertical pin for the connection to the female clamping unit.

Plug-in terminal strip 302-NFLP creates a plug-in connection where the wire entrances are located parallel on top of each other. This combination of plug-in terminal strips requires relatively little mounting space. That is why tensile forces on the conductors have no direct effect on the contact performance. This arrangement does not allow for the connection of an earth lead.

The wire protector of the "HDS"-version reliably prevents damage to multi-wire flexible conductors by the turning screw.

These terminals strips can be screw-mounted on a substrate.

Part Numbers

No. of poles	302-NSLP	302-NSLP-HDS	Length	PU
2	72.820.039	52.820.039	15,00	250
3	73.820.039	53.820.039	23,00	250
4	74.820.039	54.820.039	31,00	200
5	75.820.048	55.820.039	39,00	100
6	76.820.039	56.820.039	47,00	80
7	77.820.039	57.820.039	55,00	80
8	78.820.039	58.820.039	63,00	80
9	79.820.039	59.820.039	71,00	60
10	80.820.039	60.820.039	79,00	40
11	81.820.039	61.820.039	87,00	40
12	82.820.039	62.820.039	94,00	40

General Information

Pitch	8 mm
No. of poles	2 - 12
Usable with	302-NFLP-DS
Areas of application	This plug connector is well suited for applications that require to easily open and close not energised circuits.


Technical Data

Clamping Range	<i>solid / flexible / AWG</i>		
<i>without wire protector</i>	0,5 - 4 mm ² / 0,5 - 2,5 mm ² / 20 - 12 AWG		
<i>with wire protector</i>	0,34 - 2,5 mm ² / 0,34 - 1,5 mm ² / 22 - 14 AWG		
Rated Cross Section	1,5 mm ²		
Wire Stripping Length	7 mm ± 0,5 mm		
Overvoltage Category	III	III	II
Pollution Severity Level	3	2	2
Rated Voltage	200 V	320 V	630 V
Rated Impulse Voltage	4 kV	4 kV	4 kV
Rated Insulation Voltage	250 V acc. to EN 60998-1		
Rated Current	6 A		
Torque	0,4 Nm		
Other specifications	Rated values apply to use in combination with 302-NFLP-DS and without insulated substrates.		

Material

Moulding	PA, natural, V-2
Comparative Tracking Index	CTI ≥ 600
Insulating Group	I
Temperature Range	-40°C up to 100°C
Terminal Body	Nickel plated brass
Screw	M2,6; zinc plated steel, blue passivated
Wire protector	Stainless steel strip
Plug	Nickel plated brass

Approvals

	Current [A]	Voltage [V]	Group	AWG	[Nm]
	10	300	B,D,E	26 - 12	0,4 [1]

[1] for 302-NSLP-HDS: 26 - 14 AWG

Options / Accessories

- Marking options on the screw guides
- Jumper 302-J