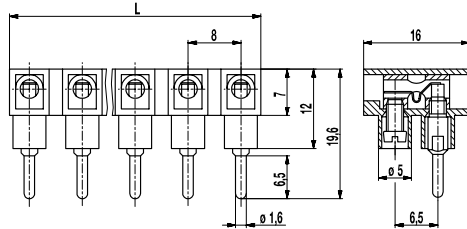



## 302-NSLW(-HDS)

Plug-in terminal strip

Screw connection & short pin, wire entrance vertical to pin, low profile version



The plug-in terminal strip 302-NSLW, low version, is available in 8 mm pitch with 2 to 12 poles. It has one screw connection per pole and one vertical pin for the connection to the female clamping unit.

Plug-in terminal strip 302-NFLW creates a plug-in connection with wire entrances from opposite directions. This plug-in terminal strip combination requires relatively little mounting space. Since the plug-in direction is designed parallel to the screw axes, the tensile forces on the leads have no direct effect on the contact performance.

This arrangement does not allow for the connection of an earth lead.

The wire protector of the "HDS"-version reliably prevents damage to multi-wire flexible conductors by the turning screw. These terminal strips can be screw-mounted on a substrate.

### Part Numbers

No. of poles	302-NSLW	302-NSLW-HDS	Length	PU
2	12.820.039	32.820.039	15,00	250
3	13.820.039	33.820.039	23,00	250
4	14.820.039	34.820.039	31,00	200
5	15.820.039	35.820.039	39,00	100
6	16.820.039	36.820.039	47,00	80
7	17.820.039	37.820.039	55,00	80
8	18.820.039	38.820.039	63,00	80
9	19.820.039	39.820.039	71,00	60
10	20.820.039	40.820.039	79,00	40
11	21.820.039	41.820.039	87,00	40
12	22.820.039	42.820.039	94,00	40

### General Information

Pitch	8 mm
No. of poles	2 - 12
Usable with	302-NFLW-DS
Areas of application	This plug connector is well suited for applications that require to easily open and close not energised circuits.



### Technical Data

Clamping Range	<i>solid / flexible / AWG</i>		
<i>without wire protector</i>	0,5 - 4 mm <sup>2</sup> / 0,5 - 2,5 mm <sup>2</sup> / 20 - 12 AWG		
<i>with wire protector</i>	0,34 - 2,5 mm <sup>2</sup> / 0,34 - 2,5 mm <sup>2</sup> / 22 - 14 AWG		
Rated Cross Section	1,5 mm <sup>2</sup>		
Wire Stripping Length	7 mm ± 0,5 mm		
Overvoltage Category	III	III	II
Pollution Severity Level	3	2	2
Rated Voltage	250 V	320 V	630 V
Rated Impulse Voltage	4 kV	4 kV	4 kV
Rated Insulation Voltage	250 V acc. to EN 60998-1		
Rated Current	6 A		
Torque	0,4 Nm		
Other specifications	Rated values apply to use in combination with 302-NFLW-DS.		

### Material

Moulding	PA, natural, V-2
Comparative Tracking Index	CTI ≥ 600
Insulating Group	I
Temperature Range	-40°C up to 100°C
Terminal Body	Nickel plated brass
Screw	M2,6; zinc plated steel, blue passivated
Wire protector	Stainless steel strip
Plug	Tin plated brass

### Approvals

	Current [A]	Voltage [V]	Group	AWG	[Nm]
	10	300	B,D	22 - 14	0,4
	10	300	B,D,E	26 - 12	0,4 [1]

[1] for 302-NSLW-HDS: 26 - 14 AWG

### Options / Accessories

- Marking options on the screw guides
- Jumper 302-J