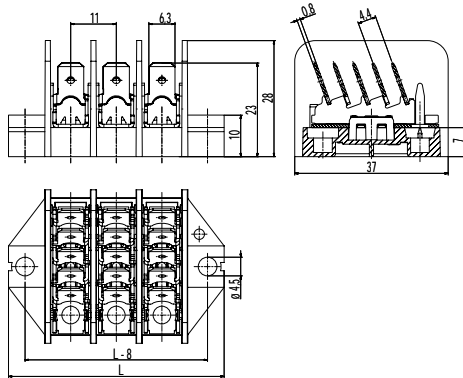



# 308-PA/..-402, 308-PAG/..-402

Distribution block

Tab connections 5 x 6,3; inclined



## Part Numbers

No. of poles	308-PA/..-402	308-PAG/..-402	Length	PU
1	11.885.402	11.888.402	30	250
2	12.885.402	12.888.402	41	200
3	13.885.402	13.888.402	52	200
4	14.885.402	14.888.402	63	100
5	15.885.402	15.888.402	74	100
6	16.885.402	16.888.402	85	100
7	17.885.402	17.888.402	96	100
8	18.885.402	18.888.402	107	50
10	20.885.402	20.888.402	129	50
12	22.885.402	22.888.402	151	50

further number of poles on request

## General Information

Pitch	11 mm
No. of poles	1 - 16



## Technical Data

Rated Insulation Voltage	450 V acc. to EN 60998-1
Rated Current	acc. to DIN EN 61210: 12 A with receptable 6,3; wire 1,5 mm <sup>2</sup> 15 A with receptable 6,3; wire 2,5 mm <sup>2</sup> 18 A with receptable 6,3; wire 4 mm <sup>2</sup> 20 A with receptable 6,3; wire 6 mm <sup>2</sup>

## Material

Moulding	PA, natural, V-2 (PAG-Version: PA glass fiber reinforced, natural, V-0) Details in brackets apply for "no flame" products
Comparative Tracking Index	CTI 250 (CTI 400)
Insulating Group	IIIa (II)
Temperature Range	RTI Str 90°C (130°C PAG-Version)
Tab	Zinc plated steel

## Approvals

	Current [A]	Voltage [V]	Group	AWG	[Nm]
	20	300	B		
	10	300	D		
	Current [A]	Voltage [V]	[mm <sup>2</sup> ]		
	17,5	450	1,5		

## Options / Accessories

- Consecutive numbering
- Special marking according to drawing
- Fixed marking in the tool on request