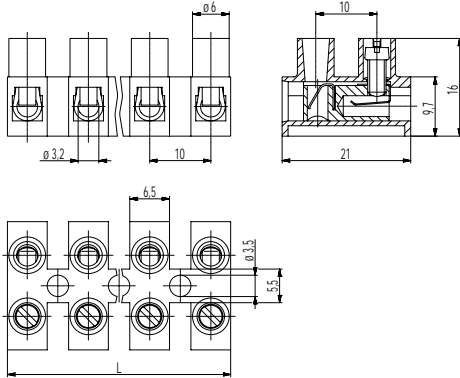



323-FBW(-DS)

Plug-in terminal strip

Screw connection & socket with clamping spring, plug-in direction vertical



The plug-in terminal strip 323-FBW is available in 10 mm pitch with 2 to 12 poles. It has one screw connection per pole and one plug connection pointing upwards for the connection of a terminal strip with pins.

When using a 322-SVW plug-in terminal strip, the contact pressure is applied by a stainless-steel spring thus providing excellent electrical contact. Due to the guided plug insertion from top, this angular plug-in connector combination is well suited for challenging mounting conditions.

The wire protector of the "DS"-version reliably prevents damage to multi-wire flexible conductors by the turning screw. These terminal strips can be screw-mounted on a substrate.

Part Numbers

No. of poles	323-FBW	323-FBW-DS	Length	PU
2	60.822.032	12.822.011	18,00	2000
3	61.822.032	13.822.011	28,00	1000
4	62.822.032	14.822.011	38,00	800
5	63.822.032	15.822.011	48,00	500
6	64.822.032	16.822.011	58,00	100
7	65.822.032	17.822.011	68,00	70
8	66.822.032	18.822.011	78,00	70
9	67.822.032	19.822.011	88,00	60
10	68.822.032	20.822.011	98,00	50
11	69.822.032	21.822.011	108,00	50
12	70.822.032	22.822.011	117,00	50

Part numbers: "no flame" acc. to glow-wire-test

No. of poles	323-FBW	323-FBW-DS	Length	PU
2	60.822.032.EN6	12.822.011.EN6	18,00	2000
4	62.822.032.EN6	14.822.011.EN6	38,00	800
6	64.822.032.EN6	16.822.011.EN6	58,00	100
8	66.822.032.EN6	18.822.011.EN6	78,00	70
10	68.822.032.EN6	20.822.011.EN6	98,00	50
12	70.822.032.EN6	22.822.011.EN6	117,00	50

further number of poles on request

General Information

Pitch	10 mm
No. of poles	2 - 12
Usable with	322-SVW(-DS)
Areas of application	Applications that require to easily open and close not energised circuits.



Technical Data

Clamping Range	<i>solid / flexible / AWG</i>		
<i>without wire protector</i>	0,75 - 6 mm ² / 0,75 - 4 mm ² / 18 - 10 AWG		
<i>with wire protector</i>	0,5 - 4 mm ² / 0,5 - 2,5 mm ² / 20 - 12 AWG		
Rated Cross Section	2,5 mm ²		
Wire Stripping Length	7 mm ± 0,5 mm		
Overvoltage Category	III	III	II
Pollution Severity Level	3	2	2
Rated Voltage	400 V	630 V	1000 V
Rated Impulse Voltage	6 kV	6 kV	6 kV
Rated Insulation Voltage	450 V acc. to EN 60998-1		
Rated Current	15 A		
Torque	0,5 Nm		
Other specifications	Rated values apply to use in combination with 322-SVW(-DS).		

Material

Moulding	PA, natural, V-2 (PA, white, V-0) Details in brackets for "no-flame" products
Comparative Tracking Index	CTI ≥ 600
Insulating Group	I
Temperature Range	-40°C up to 100°C
Terminal Body	Nickel plated brass
Screw	M3, zinc plated steel, passivated
Wire protector	Tin plated tin bronze
Spring	Stainless steel strip

Approvals

	Current [A]	Voltage [V]	Group	AWG	[Nm]
	20	300	B	18 - 12	0,51
	15	300	B	26 - 10	0,51 [1]
	10	300	D,E	26 - 10	0,51 [1]

[1] for 323-FBW-DS: 26 - 12 AWG

Options / Accessories

- Marking options on and between the screw guides
- Jumper 323-J