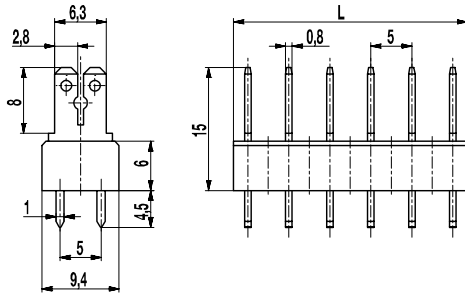



## 900-S-5

Tab connector

Tab 2x 2,8 mm / 1x 6,3 mm



The tab connector 900-S-5 with double solder termination and a pitch of 5 mm is designed for 1x 2,8 mm or 1x 6,3 mm tab connector receptacles.

Depending on the respective application, the tab connectors of series 900 allow to plug in bare, partially or fully insulated tab receptacles according to DIN 46247. Also non-insulated 2,8 mm or 6,3 mm tab receptacles can be plugged on these tab connectors. Insulation receptacles ISO-25 (see also ISO product data sheet) can be used to insulate 2,8 mm or 6,3 mm tab receptacles.

Insulation sockets are available for 6,3 mm tab connectors with double-spring contacts (see also ISO-900 product data sheet).

### Part Numbers

No. of poles	900-S-5	Length	PU
2	50.870.902	8,50	250
3	50.870.903	13,50	250
4	50.870.904	18,50	200
5	50.870.905	23,50	100
6	50.870.906	28,50	100
7	50.870.907	33,50	100
8	50.870.908	38,50	100
9	50.870.909	43,50	100
10	50.870.910	48,50	100
11	50.870.911	53,50	100
12	50.870.912	58,50	100
13	50.870.913	63,50	100
14	50.870.914	68,50	100
15	50.870.915	73,50	100
16	50.870.916	78,50	100
17	50.870.917	83,50	100
18	50.870.918	88,50	100
19	50.870.919	93,50	100
20	50.870.920	98,50	100
21	50.870.921	103,50	100
22	50.870.922	108,50	100
23	50.870.923	113,50	100
24	50.870.924	118,50	50
25	50.870.925	123,50	50

further number of poles on request

### General Information

Pitch	5 mm
No. of poles	2 - 25



### Technical Data

Overvoltage Category	III	III	II
Pollution Severity Level	3	2	2
Rated Voltage	320 V	320 V	630 V
Rated Impulse Voltage	4 kV	4 kV	4 kV
Rated Insulation Voltage	450 V acc. to EN 60998-1		
Rated Current	7,5 A: with receptacles 2,8; wire 1 mm <sup>2</sup> (16 AWG) 15 A: with receptacles 6,3; wire 2,5 mm <sup>2</sup> (14 AWG)		
Hole in PCB	ø 1,6 mm		
Other specifications	Indicated rated voltages refer to applications with insulation receptacles		

### Material

Moulding	PA, red, V-0
Comparative Tracking Index	CTI ≥ 600
Insulating Group	I
Temperature Range	-40°C up to 100°C
Solder pin	1,0 x 0,8 mm; tin plated brass
Tab	2,8 x 0,8 mm; 6,3 x 0,8 mm; tin plated brass

### Approvals

	Current [A]	Voltage [V]	Group	AWG	[Nm]
	15	150	B		
	15	300	B		
	10	300	D, E		

### Options / Accessories

- Consecutive numbering
- Special marking according to drawing
- Self-adhesive marking strip BST-5,00
- Insulation receptacles ISO
- Insulation sockets ISO-900
- Change of pitch
- Component mix of tab connector versions
- Tab connectors are also individually available (see single tabs GST-900)