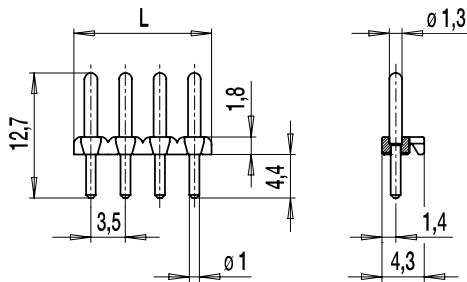


931-SLS

Pin strip

Soldering area \varnothing 1 mm; plug-in area \varnothing 1,3 mm



The pin strip 931-SLS features a pin diameter of 1,3 mm in the plug-in area and 1,0 mm in soldering area. When using with plug connector 938-FLDS, the housing extensions prevent incorrect plugging.

Part Numbers

No. of poles	931-SLS	Length	PU
2	12.893.701	7,00	1000
3	13.893.701	10,50	1000
4	14.893.701	14,00	500
5	15.893.701	17,50	500
6	16.893.701	21,00	500
7	17.893.701	24,50	500
8	18.893.701	28,00	250
9	19.893.701	31,50	200
10	20.893.701	35,00	200
11	21.893.701	38,50	200
12	22.893.701	42,00	200
13	23.893.701	45,50	200
14	24.893.701	49,00	200
15	25.893.701	52,50	200
16	26.893.701	56,00	200

General Information

Pitch	3,5 mm
No. of poles	2 - 16
Usable with	plug connector 938-FLDS



Technical Data

Overvoltage Category	III	III	II
Pollution Severity Level	3	2	2
Rated Voltage	100 V	160 V	200 V
Rated Impulse Voltage	2,5 kV	2,5 kV	2,5 kV
Rated Insulation Voltage	130 V acc. to EN 60998-1		
Rated Current	6 A		
Hole in PCB	\varnothing 1,3 mm		

Material

Moulding	PA, grey, V-0
Comparative Tracking Index	CTI 250
Insulating Group	IIIa
Temperature Range	-40°C up to 100°C
Solder pin	\varnothing 1,3 mm (plug-in-area); \varnothing 1,0 mm (soldering area); tin plated brass

Approvals

	Current [A]	Voltage [V]	Group	AWG	[Nm]
	6	150	B		
	6	150	B		

Options / Accessories

- Consecutive numbering
- Pitch of 7 mm for larger clearance and creepage distances
- Other pin length on request
- Single solder pins LST-1,3 x 6,5. ATTENTION: Reduced clearance and creepage distance due to pin form!