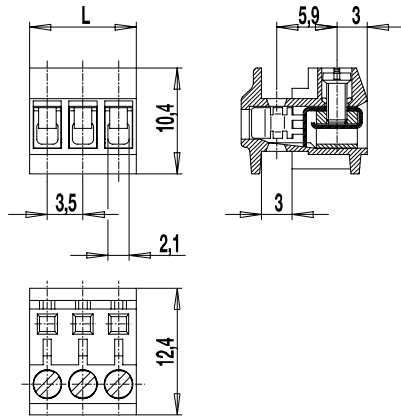



938-FLDS

Plug connector
Screw connection, large conductor space



Due to the rectangular shape, the terminal space of plug connector 938-FLDS is dimensioned relatively large. Spring and wire protection are designed in one piece. The plug connector 938-FLDS is designed for the insertion of pin strips 931-SLS both from the top and the bottom side. The possibility to plug from either side allows mounting in reverse order. The plug connector can be pre-assembled in a housing and then the PC board can be slotted in from above. When using pin strips with extra-long pins (available upon request), two plug connectors can be mounted one on top of the other (stacked) thus achieving a parallel connection.

Part Numbers

No. of poles	938-FLDS	Length	PU
2	40.870.302	7,00	250
3	40.870.303	10,50	250
4	40.870.304	14,00	250
5	40.870.305	17,50	100
6	40.870.306	21,00	100
8	40.870.308	28,00	100
10	40.870.310	35,00	100
12	40.870.312	42,00	100

further number of poles on request

General Information

Pitch	3,5 mm
No. of poles	2 - 16
Usable with	Pin strip 931-SLS; 931-SLR-THR; 931-SLR-THR-1,3; 931-SLR-SMD-1,3 (pin strip with $\varnothing 1,3$ mm in plug-in area); tab connector 931-FST



Technical Data

Clamping Range	solid / flexible / AWG 0,2 - 1,5 mm ² / 0,2 - 1 mm ² / 26 - 16 AWG		
Rated Cross Section	1 mm ²		
Wire Stripping Length	5 mm \pm 0,5 mm		
Overvoltage Category	III	III	II
Pollution Severity Level	3	2	2
Rated Voltage	160 V	160 V	320 V
Rated Impulse Voltage	2,5 kV	2,5 kV	2,5 kV
Rated Insulation Voltage	130 V acc. to EN 60998-1		
Rated Current	6 A		
Torque	0,2 Nm		

Material

Moulding	PA, grey, V-0
Comparative Tracking Index	CTI \geq 600
Insulating Group	I
Temperature Range	-40°C up to 100°C
Terminal body	Nickel plated brass
Screw	M2; zinc plated steel, blue passivated
Wire protector	Copper alloy, tin plated
Spring	Copper alloy, tin plated

Approvals

	Current [A]	Voltage [V]	Group	AWG	[Nm]
	6	300	B	28 - 20	0,23
	6	300	B	28 - 20	0,2

Options / Accessories

- Consecutive numbering
- Special marking according to drawing
- Self-adhesive marking strip BST-3,50
- Plug connectors with special locking system on request