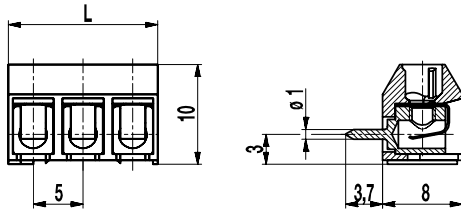


951-FB

Socket terminal strip

Plug connection, plug-in direction vertical to PCB



The socket terminal strip 951-FB with a pitch of 5 mm is available in 2- to 32-pole design and can be mounted side-by-side without pole loss.

It is suitable to connect two PCBs using male pin strips of the series 971-SLR, -SLS oder -SLW. For this version, the plug direction for mating connectors is vertical to the PCB.

The contact pressure is achieved by means of a stainless steel spring with extra-long spring deflection.

For longer clearance and creepage distances, socket terminal strips are also available in a larger pitch.

Part Numbers

No. of poles	951-FB	Length	PU
2	85.871.012	10,00	250
3	85.871.083	15,00	250
4	85.871.084	20,00	200
5	85.871.085	25,00	100
6	85.871.086	30,00	100
7	85.871.022	35,00	100
8	85.871.018	40,00	100
9	85.871.019	45,00	100
10	85.871.020	50,00	100
11	85.871.021	55,00	100
12	85.871.082	60,00	100
13	85.871.023	65,00	100
14	85.871.024	70,00	100
15	85.871.025	75,00	100
16	85.871.026	80,00	100
17	85.871.027	85,00	100
18	85.871.028	90,00	100
19	85.871.029	95,00	100
20	85.871.030	100,00	100
21	85.871.031	105,00	100
22	85.871.032	110,00	100
23	85.871.039	115,00	100
24	85.871.040	120,00	100
25	85.871.041	125,00	100
26	85.871.042	130,00	100
27	85.871.037	135,00	100
28	85.871.088	140,00	100
29	85.871.089	145,00	100
30	85.871.090	150,00	100
31	85.871.091	155,00	100
32	85.871.092	160,00	100

General Information

Pitch	5 mm
No. of poles	2 - 32
Usable with	plug connector 951-SV



Technical Data

Overvoltage Category	III	III	II
Pollution Severity Level	3	2	2
Rated Voltage	160 V	160 V	320 V
Rated Impulse Voltage	2,5 kV	2,5 kV	2,5 kV
Rated Insulation Voltage	130 V acc. to EN 60998-1		
Rated Current	6 A		
Hole in PCB	ø 1,3 mm		
Other specifications	2-8 poles types are "no-flame" acc. to glow-wire test		

Material

Moulding	PA, grey, V-0
Comparative Tracking Index	2-8 poles: CTI ≥ 600; 9-32 poles: CTI 400
Insulating Group	2-8 poles: I; 9-32 poles: II
Temperature Range	-40°C up to 100°C
Terminal body	Tin plated brass
Solder pin	ø 1 mm; tin plated brass
Spring	Stainless strip steel

Approvals

	Current [A]	Voltage [V]	Group	AWG	[Nm]
	7	300	B		
	7	300	B		

Options / Accessories

- Consecutive numbering
- Special marking according to drawing
- Self-adhesive marking strip BST-5,00
- Pitch of 10 mm for larger clearance and creepage distances
- Version with lateral latching elements