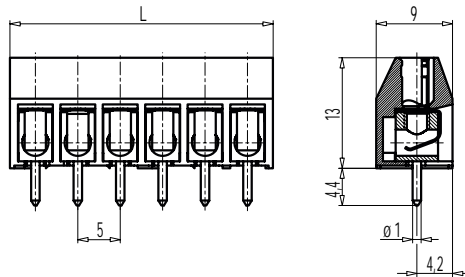



970-FB

Socket terminal strip
Plug connection



The socket terminal strip 970-FB with a pitch of 5 mm is available with 2 to 32 poles. In order to achieve higher housing strength, these socket terminal strips cannot be mounted side-by-side without pole loss.

It is suitable for a perpendicular connection of two PCBs when using male pin strips of the series 971-SLR, -SLS oder -SLW. For this version, the plug direction for mating connectors is parallel to the PCB.

The contact pressure is achieved by means of a stainless steel spring with extra-long spring deflection. Due to the high spring forces, it is advisable to select socket terminal strips with only up to 8 poles.

For longer clearance and creepage distances, socket terminal strips are also available in a larger pitch.

The socket terminal strip 970-FB only differs from the smaller 950-FB version by the M3 screws and longer clearance and creepage distances. It is fully compatible to versions 951-SV, 97...-FBW and -FBS.

Part Numbers

No. of poles	970-FB	Length	PU
2	80.872.052	11,00	250
3	80.872.053	16,00	250
4	80.872.054	21,00	200
5	80.872.055	26,00	100
6	80.872.056	31,00	100
7	80.872.057	36,00	100
8	80.872.058	41,00	100
9	80.872.059	46,00	100
10	80.872.060	51,00	100
11	80.872.061	56,00	100
12	80.872.062	61,00	100
13	80.872.063	66,00	100
14	80.872.064	71,00	100
15	80.872.065	76,00	100
16	80.872.066	81,00	100
17	80.872.067	86,00	100
18	80.872.068	91,00	100
20	80.872.070	101,00	100
22	80.872.072	111,00	100
24	80.872.074	121,00	100
26	80.872.076	131,00	100
28	80.872.078	141,00	100

further number of poles on request

General Information

Pitch	5 mm
No. of poles	2 - 32
Usable with	plug connector 971-SV




Technical Data

Overvoltage Category	III	III	II
Pollution Severity Level	3	2	2
Rated Voltage	250 V (200 V)	320 V	630 V (400 V)
Rated Impulse Voltage	4 kV	4 kV	4 kV
Rated Current	6 A		
Hole in PCB	ø 1,3 mm		
Other specifications	Voltage data in brackets are valid for 9-32 poles types. 2-8 poles types are "no-flame" acc. to glow-wire test.		

Material

Moulding	PA, grey, V-0
Comparative Tracking Index	2-8 poles: CTI ≥ 600; 9-32 poles: CTI 400
Insulating Group	2-8 poles: I; 9-32 poles: II
Temperature Range	-40°C up to 100°C
Terminal body	Tin plated brass
Solder pin	ø 1 mm; tin plated copper alloy
Spring	Stainless strip steel

Approvals

	Current [A]	Voltage [V]	Group	AWG	[Nm]
	20	300	B		
	10	300	D		
	20	300	B		
	10	300	D, E		
	Current [A]	Voltage [V]	[mm²]		
	17,5	250 [1]			

[1] Acc. to IEC 60947-7-4 und IEC 60947-1

Options / Accessories

- Consecutive numbering
- Special marking according to drawing
- Self-adhesive marking strip BST-5,00
- Pitch of 10 mm for larger clearance and creepage distances
- Longer solder pins up to 95 mm
- Version with lateral latching elements